



Our Cheder's Voice

CHADER CHABAD BOY'S DIVISION

LETTER FROM THE MENAHEL:

Dear Parents,

As Pesach comes upon us, it is time to reflect on the past *zeman*. I have taken time to look through the student list and reflect on what this *zeman* meant for each student. The engagement, progress and maturity are clearly visible.

Thank you dear *melamdim* and teachers for the smooth and confident *zeman* you have given our *talmidim*. Your effort is deeply felt by the *talmidim* and the confidence and efficacy that you bring to your *melechesh shomayim* gives the children a sense of security and comfort that brings out the best in them.

Thank you Rabbi Brawer for your leadership and thank you to Rabbi Goldberg for fully embracing your role in as part of the Cheder leadership.

This newsletter shares some background on a select area of Cheder:
Communication and Programing.

When considering entertainment for your families, please keep the entertainment in line with the values that the *Cheder* embodies and not seed confusion in our children's lives with conflicting messaging. A chosid dresses like a chosid, follows Shulchan Aruch, is meticulous with performance of mitzvos in a beautiful way, listens to appropriate music, learns every day and stays connected to Hashem and the Rebbe at all times.

Wishing you a true *zeman cheiruseinu*,

Rabbi Kaplan

SECOND DAY OF PESACH:

SET A REMINDER TO **COUNT SEFIRAH**

DON'T MISS IT ON THE FIRST DAY!

SCHEDULE
REMINDERS

Our
Children's

Mazal Tov Rabbi Naparstek on the birth
of a baby boy on Yud Alef Nissan!!



PARENT COMMUNICATION

Good communication between School and the Parent Body is the goal of every School Administration.

Communicating about dates in the distant future or about emergency changes that happening on short notice involves risk-taking and may contain mistakes.

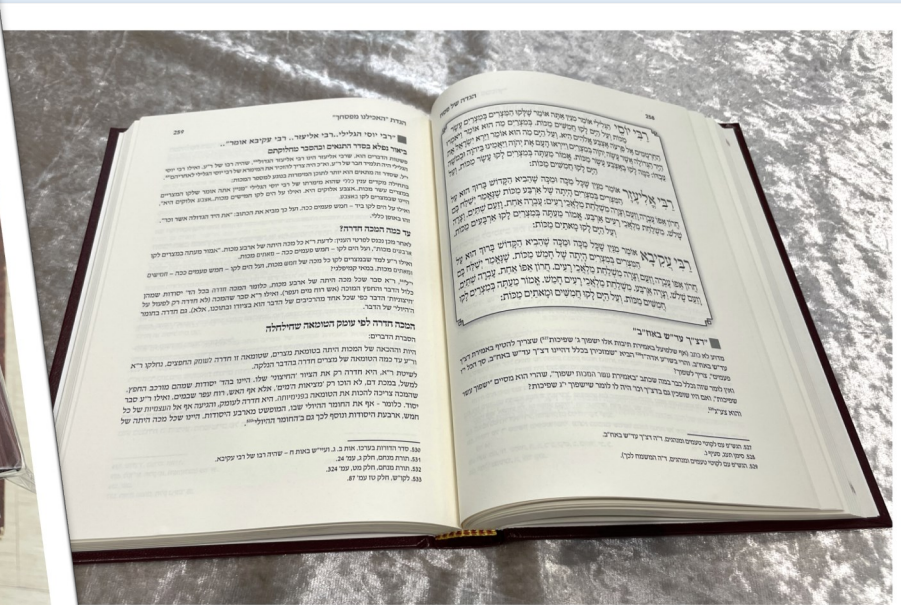
No one wants to share erroneous communication giving an impression of disorganization or lack of professionalism. This fear leads some administrators to play it safe and communicate less, avoiding mistakes on a public platform.

The Boy's Cheder believes in increased communication regarding more and more areas of Cheder. We work hard to avoid mistakes and are careful not to be trigger-happy in our communication. Yet, mistakes do happen and we consider the benefit as one that outweighs the risk.

We hope that you appreciate our efforts in more frequent communication: curriculum updates, grade-wide assessments, background information and the values that impact our planning. We ask that you are patient with our communication and we appreciate helpful corrections to our occasional mistakes.



We welcome your communication as well and ask that you don't hesitate and feel free to share your ideas, concerns, thoughts and impressions with us. This will give us the opportunity to build a stronger Cheder.

PTA PESACH APPRECIATION GIFT TO REBBIES AND TEACHERS



GRADE 4B PREPESACH

OUR CHILDREN'S VOICE



SPECIAL DAYS

Celebrating *chassidische yomim tovim* is part and parcel of being a Chabad cheder. Generally, there are three levels of celebration in marking a chassidische yom tov, grand celebrations, rally-like, school-wide programs, and class based farbrengens. The chassidische calendar and the Rebbe's teachings guides which yom tov is in which category.

In addition to the grandness of celebration there are also unique ways in which each day is marked. Below is a short sample-list:

- 18 Elul *farbreng* with someone who embodies Tomchei Temimim
- 7 Cheshvan—*Ahavas Yisroel* project
- 19 Kislev—*Seudah* with customary foods, *siyum* on Tanya and *chalukas hashas*
- 5 Teves—encourage students to buy *seforim*
- 10 Shevat—trip to the ohel, learn *mishnayos*, give extra *tsedaka*, write a pan
- 27 Adar—*kinus tefilah*
- 11 Nissan—give the Rebbe a gift
- Lag ba'omer—outing to spend time on a field, learning and playing
- 3 Tammuz—Gathering for Torah, tefilah and tsedaka

In addition to these guiding variations, there are Cheder goals that drive our programs and shape the paradigm of projects we lunch: building *hiskashrus*, inspiring kids to learn at home, involving families, building Cheder pride, celebrating students, giving a chance for various strengths to be highlighted, giving students responsibilities to lead programs, age appropriate programs, Chabad history, meeting Torah personalities or people with an inspiring message, current events in the Yiddishe world, topic based enrichment when there is need for a focus area, and much more.

PROJECTS AT

CHEDER INTIATED

Projects which are designed, created, led and rewarded by Cheder.

Examples: Gemoro *shaklya vetarya baal peh*, Tanya *baal peh*, buying *seforim* Hey Teves, Zayin Cheshvan *Ahavas Yisroel* Project, Old *seforim* or *kuntreisim* and Yavneh *vechachomeiah*.

COLLABORATIONS

Projects which an opportunity provided to Cheder as collaboration. We strongly support the project and have some input.

Examples: PTA programs, *Shoneh Halochos*, Tzivos Hashem, *Mishnah beyodi* and Connection Point.

NON-CHEDER

Projects in which the Cheder has little to no input and is brought to Cheder due to the strong demand. The Cheder may not agree with every aspect and it may not be the right thing for some students.

Examples: Chidon, Kol HaTorah Kula, Mivtzah Tank Parade, TH Rallies, Chanuka Parade and *Ovos Ubonim*.

Happy Birthday

Mattisyahu Bongart, Yossi Goldsmith, Avi Greenberg

Moshe Polinger, and Yitzchak Landa

May you have a Shnas Hatzlochah!