



Our Cheder's Voice

CHADER CHABAD BOY'S DIVISION

LETTER FROM THE MENAHEL:

Dear Parents,

One of the earliest teachings of chassidus appearing in the chassidus of the Alter Rebbe and repeated often by the Rebbe is "A Yid doesn't want and cannot separate himself from Hashem". א. איד, ניט ער וויל און ניט ער קען, זיין אפגעשיידט פון אלקות.

In this idea reflected by the *imahos* in this week's parshah, Parshas Vayeitse. Leah and Rochel each in their own way, present anxiety of the possibility that they end up with Esav, distant from Hashem. Their trepidation affected their physical appearance (לאה) and emotional well-being (רחל).

We live in a time of moral relativism, a period when society attempts to rob all cultures of their deep roots. The call of the times is that your feelings override and outweigh anything, never mind 'deep truths'. Instilling deep feelings of connection to Hashem in our children is a combined effort of parents and the school. We need to be able to reach our students deeply, this is only possible when they trust their educators and parents and avail themselves and open their hearts to be impacted in deep ways.

We don't want our education to focus solely on imparting ideas and information. We aim to reach our children and impact them deeply. As parents, you are able to help them respect and appreciate their *mechanchim* despite their imperfections. Is anyone perfect?

Respecting their parents and teachers and feeling safe, heard and validated is the bedrock on which our impact can sit. It is also important to promote the bleeding of the learning experience into other areas of the child's life and we remove our children's perception that there are areas of life that are outside of the Rebbies sphere of influence.

Thank you to the PTA and **Mrs. Litvack** for the **Rosh Chodesh Kislev** treats for staff and students, reminding us of the excitement and celebration we are all looking forward to in the Month of **Kislev**.

Wishing you a good Shabbos,

Rabbi Kaplan

Our
cheder's
voice



Peek at the Week

As I introduced the Idioms of the week, “Frog In My Throat” and “All Ears” the boys heard firsthand how the frog voice sounds, for I had lost my voice. I informed them that I would not be sprouting additional ears to be “All Ears.” We discussed how to be a good listener and the benefits of being attentive. In Math, we made “Ten Frames,” a visual representation of numbers 0-10. Using two color counters, yellow and red, the boys placed the yellow counters in the ten frame and used the red counters to add on. Learning in a fun way! (See pics) The “Ten Frame”

gives the boys the ability to know the amount in the frame instantly without counting it. In the next chapter in reading, the Smith family stops for lunch at a nearby lake, where Milo finds a garter snake. He sneaks it into his backpack and doesn't announce that he has a newfound pet named “Fang.” Oh my! We all agreed that this will surely create havoc in the car-ride to Grandma's party. In appreciation of Mrs. Jacobs, she showed the boys how to draw a camel near a well, in connection to this weeks' parshah. They did a beautiful job! Have a Gut Shabbos!! **Mrs. Levin - Grade 2B**

The Third graders have been busy asking children and adults all around Cheder what their favorite things are. After they have compiled all their data, they will be graphing the information as pictographs, line graphs, bar graphs, etc. The boys are very excited, and they are also developing their Ahavas Yisroel muscles, because they were paired up by Goral. The boys who didn't get their first choice of anything also responded with tremendous maturity! Thank you, parents, for bringing up such wonderful children!! In Math, we also have been learning about elapsed time. Some children in general have a harder time; this concept comes with maturity and time/spacer awareness. We also completed our first unit in our Vocabulary books. The test will be iy"H this coming Tuesday. In Science we began the Unit on the Five Senses. We combined Writing with Science as we discussed how the Five Senses protect us. In Reading we finished learning about different types of houses. We learned a story about a family who travelled from the United States to Iceland by sailboat!! This topic lent itself to LOTS of class discussions. The week ended with ART lessons with Mrs. Jacobs. Some of the boys are very artistic, and they really enjoy drawing and working with colors using different mediums. Finally, Mazel tov to Pinchas Zaltzman on his new baby brother! May he grow up L'Torah, L'Chupah U'L'Maasim tovim gezunterheit! Have a wonderful Shabbos! **Mrs. Eckstein - Grade 3**

Mazel Tov Mrs. Eckstein upon the birth of her new einikel!

Another week has passed, as we diligently attempt long division using two-digit divisors and four-digit dividends. We have not yet completely mastered this skill, but we are making progress. In vocabulary, we played a review game on all four units and had our unit test on unit four. In science, we heard the calls of the various birds and tried to match them to pictures on the wall. How interesting is it that Hashem made the beaks of the various birds according to what foods they eat. The sparrow has a mouth shaped like a nutcracker because it eats nuts and seeds. Whereas the wren, which eats worms and insects has a sharp needle-like beak so that it can dig easily. Peg Keherrt, in our story Small Steps, finally learns how to walk with walking sticks and no longer needs her wheelchair. We partake in her victory with each small step. This completes two out of the three units of our story. Have a great Shabbos.

Mrs. Trieger - Grade 5

STUDENT OF THE WEEK


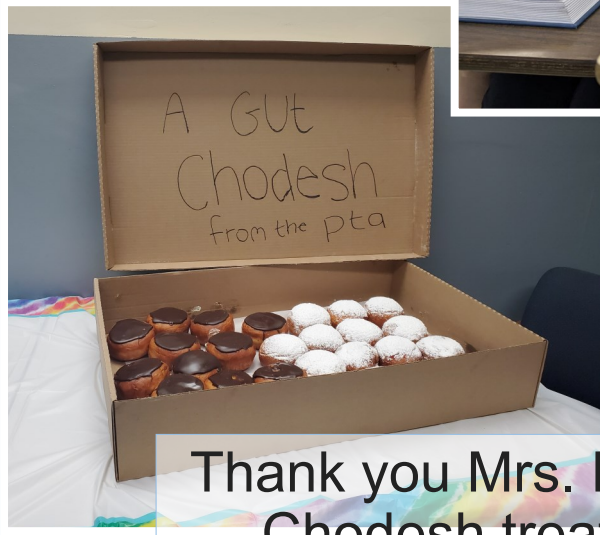


Happy Birthday

Shmuel Shmotkin,
Dovber Yosef Elisha &
Shmuel Litzman

May you have a Shnas Hatzlochah!

GRADE 2



Thank you Mrs. Litvak and the PTA for the Rosh Chodesh treats for the Staff and Students.



ROSH CHODESH RALLY



CHUMASH CHAMP

★★★★★

LEVEL 5

[Empty bar for Level 5 names]

★★★★

LEVEL 4

[Empty bar for Level 4 names]

★★★

LEVEL 3

[Empty bar for Level 3 names]

★★

LEVEL 2

[Empty bar for Level 2 names]

★

LEVEL 1

Michoel Labkowski 2B	Menachem Krisch 3	Pinchus Zaltzman 3	Dovid Groner 3	Shamshy Rose 3	Levi Goldberg 3	Chaim Silverman 2B	Yisroel Sirota 2B	Menachem Levitin 2B	Asher Butman 3
-------------------------	----------------------	-----------------------	-------------------	-------------------	--------------------	-----------------------	----------------------	------------------------	-------------------

LEVEL 1

Chaim Silverman 2B	Yisroel Sirota 2B	Menachem Levitin 2B	Asher Butman 3
-----------------------	----------------------	------------------------	-------------------

LEVEL 1

Tani Frankel 8	Shimmy Cohen 5	Avraham Shmuel Simpson 5	Naftoli Liberow 5	Shimi Levertov 5
-------------------	-------------------	-----------------------------	----------------------	---------------------

LEVEL 1

Tani Frankel 8	Shimmy Cohen 5	Mendel Rosenfeld 5	Avraham Shmuel Simpson 5	Naftoli Liberow 5	Shimi Levertov 5
-------------------	-------------------	-----------------------	-----------------------------	----------------------	---------------------



**GRADE 2B
MAKING A TEN
FRAME**

MOTZOAI SHABBOS AVOS UBONIM

This Week
Motzoai Shabbos Vayeitzei




- PRIZES
- REFRESHMENTS
- MELAVA MALKA STORY
- RAFFLES
- PESUKIM

Location:
TZEMACH TZEDEK SHUL
2 LANGERIES DR.
MONSEY, NY 10952
6:30 PM-7:30 PM
for all Elementary Boys
Grade 1-8

COME LEARN AND ENJOY!!

- * ALL PARTICIPANTS SHOULD COME AND TAKE ADVANTAGE OF THIS SPECIAL LEARNING TIME!
- * BOYS MUST COME WITH AN ADULT (FATHER OR ZAIDE) OR OLDER BROTHER (OVER 16) TO LEARN WITH.
- * REMEMBER TO PLEASE BRING YOUR ATTENDANCE CARD.
- * AVOS UBONIM SPONSERED BY MISS GREENBERG IN MEMORY OF HER GRANDPARENTS

Please call or email Rabbi Shusterman: 917 282 3505 or ryscheder@gmail.com to sponsor an Avos Ubonim evening - in honor of a birthday, yahrtzeit, or special occasion.
A Project of Cheder Chabad of Monsey in conjunction with Cong Tzemach Tzedek



MENORAH CONTEST

SPREAD THE LIGHT IN THE GOLUS NIGHT!

5785

GET READY TO DESIGN YOUR MENORAHS! HERE'S HOW:

★ CREATE ★

- ★ Come up with a creative idea.
- ★ Do it on your own—no parents.
- ★ Make sure your menorah is kosher.



★ SUBMIT ★

- ★ Take a picture! The photo should be in front of a plain background with bright, natural lighting.
- ★ Send it to your Base Commander by Tuesday, כ"ג כסלו.



★ VOTE ★

- ★ Vote for your favorite menorah in your school.
- ★ School winners will be judged at HQ and will be featured in the Chanukah rally.



8 MENORAHS

One from each grade worldwide, will be featured at the Chanukah rally!



Earn **25** miles just for entering!



250 MILES 2nd place winner
500 MILES 1st place winner
100 MILES 3rd place winner

PICTURES COULD ALREADY BE SUBMITTED TO th@chedermonsey.org. THE ACTUAL MENORAH CAN BE BROUGHT IN ONLY ON MONDAY OR TUESDAY 22 AND 23 KISLEV.